

**RULE FOR INSTALLING TWO BOARDS END TO END :**

Two boards placed end to end must be joined over a joist.

**RULE FOR ATTACHING THE ENDS OF TWO BOARDS ONTO A SINGLE JOIST :**

Both ends must be attached to the joist with a fastener.


Using joists that are 60 mm or more wide

**TIP FOR PREVENTING WOOD FROM SPLITTING AT THE END OF GROOVE TONGUES :**

Place fasteners as far away as possible from board ends at a minimum of 20 mm from the edge.


Pre-drill screw holes, if necessary.


**NOTE :**



Experts recommend reinforcing the joist where boards are placed end to end. Following this recommendation lets you position fasteners far enough away from board ends to prevent splitting.

*For more information on these rules, please refer to the Guide de conception et de réalisation des terrasses en bois, ATB/FCBA, 2008*



Date	01/02/2009	Client		ALL PARTIAL OR TOTAL REPRODUCTION IS PROHIBITED
Name		Products	hardWood Clip Extreme hardWood Clip ExtremeKD	 <b>hardWood Clip</b> <sup>®</sup>
Release	1	Reference	Installation rules	Rule for installing two boards end to end